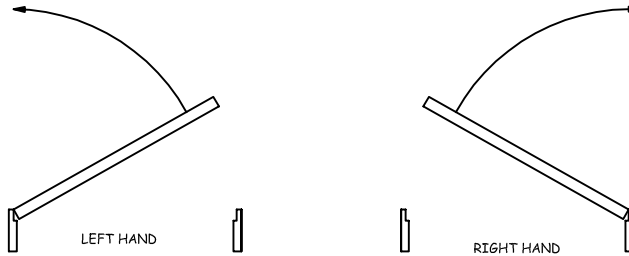
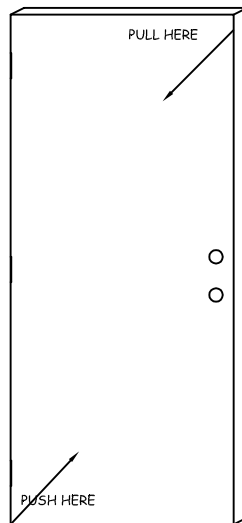


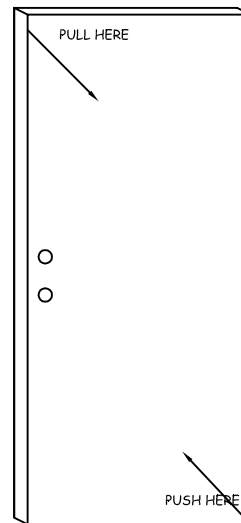
SHIM INSTRUCTIONS TO CORRECT DOOR FITTING IRREGULARITIES



A) BOTTOM OF DOOR PROTRUDING FROM FRAME



IF THIS BOTTOM CORNER
IS STICKING OUT



IF THIS BOTTOM CORNER
IS STICKING OUT

B) TOP OF DOOR PROTRUDING FROM FRAME

